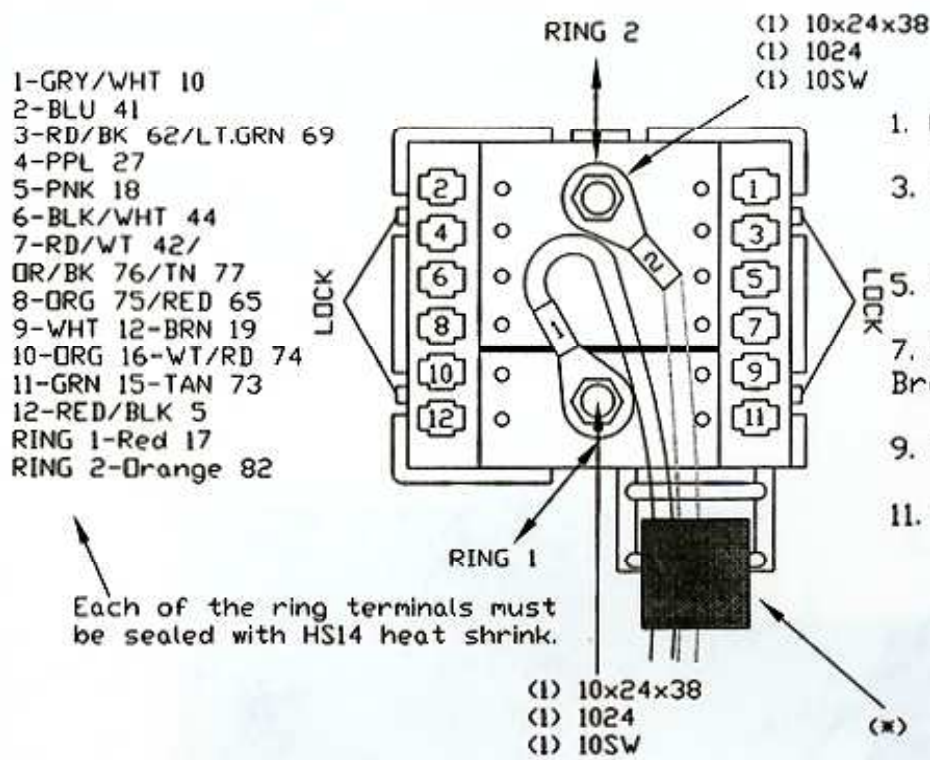


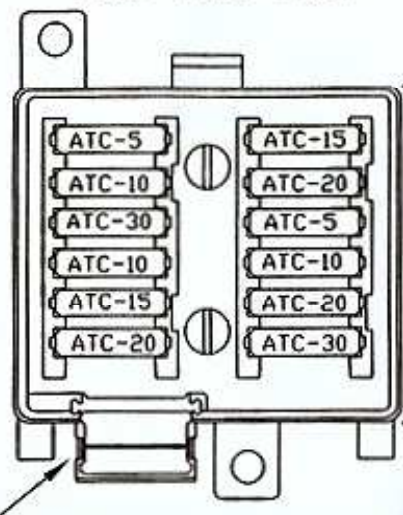
Rev.#	Date	Description

FUSE BLOCK INCLUDES 12 FUSE TERMINALS AND 2 RING TERMINALS

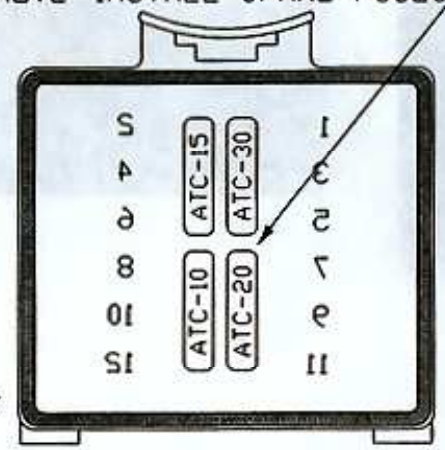


1. Electric Fan
3. Backup/Radio
5. Coil
7. Gauges/Em. Brake/4x4 Swt.
9. Hazard/Dome
11. Horn/Cig.Lit.

FUSE SIDE VIEW



2. Wipers
4. Turn
6. A/C-Heat
8. Choke/Hoodlight
10. Stop/Clock/Radio
12. Headlights



Fuse Block Terminals
 26852 - 14-18Ga
 26853 - 10-12Ga

NOTES:
 AFTER TERMINATING THE RING TERMINALS, INSTALL AND TIGHTEN WITH SCREW DRIVER. AFTER TERMINATING THE OUTPUT WIRES INSTALL LOCKS PROVIDED WITH FUSE BLOCK.

(*)
 APPLY ONE WRAP OF SELF-VULCANIZING TAPE AROUND ALL WIRES BEFORE SNAPPING FUSE BLOCK TOGETHER.

NOTE: MAKE SURE THE GRAY SEAL IS INSTALLED.

Released By: Jeff Abbott
 Date Released: 12-16-04

Perfect Performance Products, Inc. 2501 Ludelle Street Fort Worth, TX. 76105-1036	
12 CIRCUIT W/P LandCruiser, Scout	
Part Number: 10143	
Revision: 2 05-12-06	
Date: 08-17-04	Scale: NONE
Tolerance: +/- 1/2"	
Drawn By: Jeff Abbott	File: G:\SHARE\ENG_DEPT\5-DIGIT\10143\FuseBlock